



Lead-Free Solder Wire, SAC305, CX18, No Clean

Chemtools Pty Ltd

Chemwatch Hazard Alert Code: 2

Chemwatch: 5659-49

Version No: 4.1

Safety Data Sheet according to WHS Regulations (Hazardous Chemicals) Amendment 2020 and ADG requirements

Safety Data Sheet according to the Health and Safety at Work (Hazardous Substances) Regulations 2017

Issue Date: 12/03/2024

Print Date: 14/03/2024

S.GHS.AUS/NZ.EN.E

SECTION 1 Identification of the substance / mixture and of the company / undertaking

Product Identifier

Product name	Lead-Free Solder Wire, SAC305, CX18, No Clean
Chemical Name	Not Applicable
Chemical formula	Not Applicable
Other means of identification	Not Available

Relevant identified uses of the substance or mixture and uses advised against

Relevant identified uses	Use according to manufacturer's directions. Massive form of the metal. Massive or bulk metals (as opposed to dispersed or divided metals) are characterised by having a well-ordered infinite lattice of metal atoms. Massive metals exist in various forms, including sheets, rods, ingots, foils, pellets, wire or on occasion, dusts.
--------------------------	--

Details of the manufacturer or supplier of the safety data sheet

Registered company name	Chemtools Pty Ltd	Chemtools Ltd
Address	Unit 2, 14 - 16 Lee Holm Road St Marys NSW 2760 Australia	15/62 Factory Road Belfast Christchurch 8051 New Zealand
Telephone	1300 738 250, +61 2 9833 9766	+64 3 323 4177
Fax	+61 2 9623 3670	+61 2 9623 3670
Website	www.chemtools.com.au	www.chemtools.co.nz
Email	sales@chemtools.com.au	sales@chemtools.com.au

Emergency telephone number

Association / Organisation	Poisons Information Centre	National Poisons Centre
Emergency telephone numbers	13 11 26	0800 764 766
Other emergency telephone numbers	Not Available	Not Available


SECTION 2 Hazards identification

Classification of the substance or mixture

HAZARDOUS CHEMICAL. NON-DANGEROUS GOODS. According to the WHS Regulations and the ADG Code.

Poisons Schedule	Not Applicable
Classification [1]	Acute Toxicity (Oral) Category 4, Serious Eye Damage/Eye Irritation Category 2A, Hazardous to the Aquatic Environment Acute Hazard Category 1
Legend:	1. Classified by Chemwatch; 2. Classification drawn from HCIS; 3. Classification drawn from Regulation (EU) No 1272/2008 - Annex VI

Label elements

Hazard pictogram(s)	
Signal word	Warning

Hazard statement(s)

H302	Harmful if swallowed.
H319	Causes serious eye irritation.
H400	Very toxic to aquatic life.

Precautionary statement(s) Prevention

P264	Wash all exposed external body areas thoroughly after handling.
P270	Do not eat, drink or smoke when using this product.
P273	Avoid release to the environment.
P280	Wear protective gloves, protective clothing, eye protection and face protection.

Precautionary statement(s) Response

P305+P351+P338	IF IN EYES: Rinse cautiously with water for several minutes. Remove contact lenses, if present and easy to do. Continue rinsing.
P337+P313	If eye irritation persists: Get medical advice/attention.
P391	Collect spillage.
P301+P312	IF SWALLOWED: Call a POISON CENTER/doctor/physician/first aider if you feel unwell.
P330	Rinse mouth.

Precautionary statement(s) Storage

Not Applicable

Precautionary statement(s) Disposal

P501	Dispose of contents/container to authorised hazardous or special waste collection point in accordance with any local regulation.
------	--

Considered a Hazardous Substance according to the criteria of the New Zealand Hazardous Substances New Organisms legislation. Not regulated for transport of Dangerous Goods.


NFPA 704 diamond



Note: The hazard category numbers found in GHS classification in section 2 of this SDSs are NOT to be used to fill in the NFPA 704 diamond. Blue = Health Red = Fire Yellow = Reactivity White = Special (Oxidizer or water reactive substances)

Classification [1]	Acute Toxicity (Oral) Category 4, Serious Eye Damage/Eye Irritation Category 2, Hazardous to the Aquatic Environment Acute Hazard Category 1, Hazardous to the Aquatic Environment Long-Term Hazard Category 1
Legend:	1. Classified by Chemwatch; 2. Classification drawn from CCID EPA NZ; 3. Classification drawn from Regulation (EU) No 1272/2008 - Annex VI
Determined by Chemwatch using GHS/HSNO criteria	6.1D (oral), 6.4A, 9.1A

Label elements

Hazard pictogram(s)	
Signal word	Warning

Hazard statement(s)

H302	Harmful if swallowed.
H319	Causes serious eye irritation.
H410	Very toxic to aquatic life with long lasting effects.

Supplementary statement(s)

Not Applicable

Precautionary statement(s) Prevention

P264	Wash all exposed external body areas thoroughly after handling.
P270	Do not eat, drink or smoke when using this product.
P273	Avoid release to the environment.
P280	Wear protective gloves, protective clothing, eye protection and face protection.

Precautionary statement(s) Response

P305+P351+P338	IF IN EYES: Rinse cautiously with water for several minutes. Remove contact lenses, if present and easy to do. Continue rinsing.
P337+P313	If eye irritation persists: Get medical advice/attention.
P391	Collect spillage.
P301+P312	IF SWALLOWED: Call a POISON CENTER/doctor/physician/first aider if you feel unwell.
P330	Rinse mouth.

Precautionary statement(s) Storage

Not Applicable

Precautionary statement(s) Disposal

P501	Dispose of contents/container to authorised hazardous or special waste collection point in accordance with any local regulation.
-------------	--

SECTION 3 Composition / information on ingredients**Substances**

See section below for composition of Mixtures

Mixtures

CAS No	%[weight]	Name
Not Available		solder wire consisting of
7440-31-5	>90	<u>tin</u>
7440-22-4	<3	<u>silver</u>
7440-50-8	<1	<u>copper</u>
Not Available		which upon use generates
7440-31-5	NotSpec	<u>tin fume</u>
7440-50-8.	NotSpec	<u>copper fume</u>

Legend: 1. Classified by Chemwatch; 2. Classification drawn from CCID EPA NZ; 3. Classification drawn from Regulation (EU) No 1272/2008 - Annex VI; 4. Classification drawn from C&L; * EU IOELVs available

SECTION 4 First aid measures**Description of first aid measures**

Eye Contact	<p>If this product comes in contact with the eyes:</p> <ul style="list-style-type: none"> ▶ Wash out immediately with fresh running water. ▶ Ensure complete irrigation of the eye by keeping eyelids apart and away from eye and moving the eyelids by occasionally lifting the upper and lower lids. ▶ Seek medical attention without delay; if pain persists or recurs seek medical attention. ▶ Removal of contact lenses after an eye injury should only be undertaken by skilled personnel. ▶ Particulate bodies from welding spatter may be removed carefully.
--------------------	--

Continued...

	<ul style="list-style-type: none"> ▶ DO NOT attempt to remove particles attached to or embedded in eye. ▶ Lay victim down, on stretcher if available and pad BOTH eyes, make sure dressing does not press on the injured eye by placing thick pads under dressing, above and below the eye. ▶ Seek urgent medical assistance, or transport to hospital. ▶ For "arc eye", i.e. welding flash or UV light burns to the eye: ▶ Place eye pads or light clean dressings over both eyes. ▶ Seek medical assistance. <p>For THERMAL burns:</p> <ul style="list-style-type: none"> ▶ Do NOT remove contact lens ▶ Lay victim down, on stretcher if available and pad BOTH eyes, make sure dressing does not press on the injured eye by placing thick pads under dressing, above and below the eye. ▶ Seek urgent medical assistance, or transport to hospital.
Skin Contact	<p>If skin or hair contact occurs:</p> <ul style="list-style-type: none"> ▶ Flush skin and hair with running water (and soap if available). ▶ Seek medical attention in event of irritation. <p>In case of burns:</p> <ul style="list-style-type: none"> ▶ Quickly immerse affected area in cold running water for 10 to 15 minutes. ▶ Bandage lightly with a sterile dressing. Treat for shock if required. ▶ Lay patient down. Keep warm and rested. ▶ Transport to hospital, or doctor.
Inhalation	<ul style="list-style-type: none"> ▶ If fumes or combustion products are inhaled remove from contaminated area. ▶ Lay patient down. Keep warm and rested. ▶ Prostheses such as false teeth, which may block airway, should be removed, where possible, prior to initiating first aid procedures. ▶ Apply artificial respiration if not breathing, preferably with a demand valve resuscitator, bag-valve mask device, or pocket mask as trained. Perform CPR if necessary. ▶ Transport to hospital, or doctor.
Ingestion	<p>Not considered a normal route of entry.</p> <ul style="list-style-type: none"> ▶ Generally not applicable.

Indication of any immediate medical attention and special treatment needed

Treat symptomatically.

SECTION 5 Firefighting measures

Extinguishing media

- ▶ There is no restriction on the type of extinguisher which may be used.
- ▶ Use extinguishing media suitable for surrounding area.

Special hazards arising from the substrate or mixture

Fire Incompatibility	<ul style="list-style-type: none"> ▶ Avoid strong acids, acid chlorides, acid anhydrides and chloroformates. ▶ Avoid reaction with oxidising agents
-----------------------------	---

Advice for firefighters

Fire Fighting	<ul style="list-style-type: none"> ▶ Alert Fire Brigade and tell them location and nature of hazard. ▶ Wear breathing apparatus plus protective gloves in the event of a fire. ▶ Prevent, by any means available, spillage from entering drains or water courses. ▶ Use fire fighting procedures suitable for surrounding area. ▶ DO NOT approach containers suspected to be hot. ▶ Cool fire exposed containers with water spray from a protected location. ▶ If safe to do so, remove containers from path of fire. ▶ Equipment should be thoroughly decontaminated after use. <p>Slight hazard when exposed to heat, flame and oxidisers.</p>
Fire/Explosion Hazard	<p>Welding arc and metal sparks can ignite combustibles.</p> <ul style="list-style-type: none"> ▶ Non combustible. ▶ Not considered to be a significant fire risk, however containers may burn. ▶ In a fire may decompose on heating and produce toxic / corrosive fumes.

SECTION 6 Accidental release measures

Personal precautions, protective equipment and emergency procedures

See section 8

Environmental precautions

See section 12

Methods and material for containment and cleaning up

Minor Spills	<p>Clean up all spills immediately.</p> <p>Wear impervious gloves and safety glasses.</p> <p>Use dry clean up procedures and avoid generating dust.</p> <p>Place in suitable containers for disposal.</p>
Major Spills	<p>Minor hazard.</p> <ul style="list-style-type: none"> ▶ Clear area of personnel. ▶ Alert Fire Brigade and tell them location and nature of hazard. ▶ Control personal contact with the substance, by using protective equipment if risk of overexposure exists. ▶ Prevent, by any means available, spillage from entering drains or water courses. ▶ Contain spill/secure load if safe to do so. ▶ Bundle/collect recoverable product and label for recycling. ▶ Collect remaining product and place in appropriate containers for disposal. ▶ Clean up/sweep up area. Water may be required. ▶ If contamination of drains or waterways occurs, advise emergency services.

Personal Protective Equipment advice is contained in Section 8 of the SDS.

SECTION 7 Handling and storage

Precautions for safe handling

Safe handling	<p>For molten metals:</p> <ul style="list-style-type: none"> · Molten metal and water can be an explosive combination. The risk is greatest when there is sufficient molten metal to entrap or seal off water. Water and other forms of contamination on or contained in scrap or remelt ingot are known to have caused explosions in melting operations. While the products may have minimal surface roughness and internal voids, there remains the possibility of moisture contamination or entrapment. If confined, even a few drops can lead to violent explosions. · All tooling, containers, molds and ladles, which come in contact with molten metal must be preheated or specially coated, rust free and approved for such use. · Any surfaces that may contact molten metal (e.g. concrete) should be specially coated · Drops of molten metal in water (e.g. from plasma arc cutting), while not normally an explosion hazard, can generate enough flammable hydrogen gas to present an explosion hazard. Vigorous circulation of the water and removal of the particles minimise the hazard. <p>During melting operations, the following minimum guidelines should be observed:</p> <ul style="list-style-type: none"> · Inspect all materials prior to furnace charging and completely remove surface contamination such as water, ice, snow, deposits of grease and oil or other surface contamination resulting from weather exposure, shipment, or storage. · Store materials in dry, heated areas with any cracks or cavities pointed downwards. · Preheat and dry large objects adequately before charging in to a furnace containing molten metal. This is typically done by the use of a drying oven or homogenising furnace. The dry cycle should bring the metal temperature of the coldest item of the batch to 200 degree C (400 deg F) and then hold at that temperature for 6 hours. ▶ Avoid all personal contact, including inhalation. ▶ Wear protective clothing when risk of exposure occurs. ▶ Use in a well-ventilated area. ▶ Prevent concentration in hollows and sumps. ▶ DO NOT enter confined spaces until atmosphere has been checked. ▶ DO NOT allow material to contact humans, exposed food or food utensils. ▶ Avoid contact with incompatible materials. ▶ When handling, DO NOT eat, drink or smoke. ▶ Keep containers securely sealed when not in use. ▶ Avoid physical damage to containers. ▶ Always wash hands with soap and water after handling. ▶ Work clothes should be laundered separately. Launder contaminated clothing before re-use. ▶ Use good occupational work practice. ▶ Observe manufacturer's storage and handling recommendations contained within this SDS. ▶ Atmosphere should be regularly checked against established exposure standards to ensure safe working conditions are maintained.
Other information	<ul style="list-style-type: none"> ▶ Keep dry. ▶ Store under cover. ▶ Protect containers against physical damage. ▶ Observe manufacturer's storage and handling recommendations contained within this SDS.

Conditions for safe storage, including any incompatibilities

Suitable container	<ul style="list-style-type: none"> ▶ Packaging as recommended by manufacturer. ▶ Check that containers are clearly labelled
Storage incompatibility	<ul style="list-style-type: none"> ▶ Avoid reaction with oxidising agents



X — Must not be stored together

O — May be stored together with specific preventions

+ — May be stored together

Note: Depending on other risk factors, compatibility assessment based on the table above may not be relevant to storage situations, particularly where large volumes of dangerous goods are stored and handled. Reference should be made to the Safety Data Sheets for each substance or article and risks assessed accordingly.

SECTION 8 Exposure controls / personal protection

Control parameters

Occupational Exposure Limits (OEL)

INGREDIENT DATA

Source	Ingredient	Material name	TWA	STEL	Peak	Notes
Australia Exposure Standards	tin	Tin, metal	2 mg/m ³	Not Available	Not Available	Not Available
New Zealand Workplace Exposure Standards (WES)	tin	Inhalable dust (not otherwise classified)	10 mg/m ³	Not Available	Not Available	Not Available
New Zealand Workplace Exposure Standards (WES)	tin	Respirable dust (not otherwise classified)	3 mg/m ³	Not Available	Not Available	Not Available
Australia Exposure Standards	silver	Silver, metal	0.1 mg/m ³	Not Available	Not Available	Not Available
New Zealand Workplace Exposure Standards (WES)	silver	Silver metal	0.1 mg/m ³	Not Available	Not Available	Not Available
Australia Exposure Standards	copper	Copper (fume)	0.2 mg/m ³	Not Available	Not Available	Not Available
Australia Exposure Standards	copper	Copper, dusts & mists (as Cu)	1 mg/m ³	Not Available	Not Available	Not Available
New Zealand Workplace Exposure Standards (WES)	copper	Inhalable dust (not otherwise classified)	10 mg/m ³	Not Available	Not Available	Not Available
New Zealand Workplace Exposure Standards (WES)	copper	Respirable dust (not otherwise classified)	3 mg/m ³	Not Available	Not Available	Not Available
New Zealand Workplace Exposure Standards (WES)	copper	Copper and its inorganic compounds, as Cu respirable dust	0.01 mg/m ³	Not Available	Not Available	(dsen) - Dermal sensitiser
Australia Exposure Standards	tin fume	Tin, metal	2 mg/m ³	Not Available	Not Available	Not Available
New Zealand Workplace Exposure Standards (WES)	tin fume	Respirable dust (not otherwise classified)	3 mg/m ³	Not Available	Not Available	Not Available
New Zealand Workplace Exposure Standards (WES)	tin fume	Inhalable dust (not otherwise classified)	10 mg/m ³	Not Available	Not Available	Not Available
Australia Exposure Standards	copper fume	Copper (fume)	0.2 mg/m ³	Not Available	Not Available	Not Available
Australia Exposure Standards	copper fume	Copper, dusts & mists (as Cu)	1 mg/m ³	Not Available	Not Available	Not Available
New Zealand Workplace Exposure Standards (WES)	copper fume	Respirable dust (not otherwise classified)	3 mg/m ³	Not Available	Not Available	Not Available
New Zealand Workplace Exposure Standards (WES)	copper fume	Inhalable dust (not otherwise classified)	10 mg/m ³	Not Available	Not Available	Not Available
New Zealand Workplace Exposure Standards (WES)	copper fume	Copper and its inorganic compounds, as Cu respirable dust	0.01 mg/m ³	Not Available	Not Available	(dsen) - Dermal sensitiser


Emergency Limits

Ingredient	TEEL-1	TEEL-2	TEEL-3
tin	6 mg/m ³	67 mg/m ³	400 mg/m ³
silver	0.3 mg/m ³	170 mg/m ³	990 mg/m ³
copper	3 mg/m ³	33 mg/m ³	200 mg/m ³

Ingredient	TEEL-1	TEEL-2	TEEL-3
tin fume	6 mg/m3	67 mg/m3	400 mg/m3
copper fume	3 mg/m3	33 mg/m3	200 mg/m3

Ingredient	Original IDLH	Revised IDLH
tin	Not Available	Not Available
silver	10 mg/m3	Not Available
copper	100 mg/m3	Not Available
tin fume	Not Available	Not Available
copper fume	100 mg/m3	Not Available

Exposure controls

<p>Appropriate engineering controls</p>	<p>Engineering controls are used to remove a hazard or place a barrier between the worker and the hazard. Well-designed engineering controls can be highly effective in protecting workers and will typically be independent of worker interactions to provide this high level of protection.</p> <p>The basic types of engineering controls are:</p> <p>Process controls which involve changing the way a job activity or process is done to reduce the risk.</p> <p>Enclosure and/or isolation of emission source which keeps a selected hazard "physically" away from the worker and ventilation that strategically "adds" and "removes" air in the work environment. Ventilation can remove or dilute an air contaminant if designed properly. The design of a ventilation system must match the particular process and chemical or contaminant in use. Employers may need to use multiple types of controls to prevent employee overexposure.</p> <p>For brazing or soldering the nature of ventilation is determined by the location of the work.</p> <ul style="list-style-type: none"> ▶ For outdoor work, natural ventilation is generally sufficient. ▶ For indoor work, conducted in either open or limited spaces , use mechanical (general exhaust or plenum) ventilation . (Open work spaces exceed 300 cubic meters per welder) <p>For work conducted in confined spaces, mechanical ventilation, using local exhaust systems, is required. (In confined spaces always check that oxygen has not been depleted by excessive rusting of steel or snowflake corrosion of aluminium) Mechanical or local exhaust ventilation may not be required where the process working time does not exceed 24 mins. (in an 8 hr. shift) provided the work is intermittent (a maximum of 5 mins. every hour). Local exhaust systems must be designed to provide a minimum capture velocity at the fume source, away from the worker, of 0.5 metre/sec. Air contaminants generated in the workplace possess varying "escape" velocities which, in turn, determine the "capture velocities" of fresh circulating air required to effectively remove the contaminant.</p> <table border="1" style="width: 100%;"> <tr> <td>Type of Contaminant:</td> <td>Air Speed:</td> </tr> <tr> <td>welding, brazing fumes (released at relatively low velocity into moderately still air)</td> <td>0.5-1,0 m/s (100-200 f/min.)</td> </tr> </table> <p>Within each range the appropriate value depends on:</p> <table border="1" style="width: 100%;"> <thead> <tr> <th>Lower end of the range</th> <th>Upper end of the range</th> </tr> </thead> <tbody> <tr> <td>1: Room air currents minimal or favourable to capture</td> <td>1: Disturbing room air currents</td> </tr> <tr> <td>2: Contaminants of low toxicity or of nuisance value only.</td> <td>2: Contaminants of high toxicity</td> </tr> <tr> <td>3: Intermittent, low production.</td> <td>3: High production, heavy use</td> </tr> <tr> <td>4: Large hood or large air mass in motion</td> <td>4: Small hood-local control only</td> </tr> </tbody> </table> <p>Simple theory shows that air velocity falls rapidly with distance away from the opening of a simple extraction pipe. Velocity generally decreases with the square of distance from the extraction point (in simple cases). Therefore the air speed at the extraction point should be adjusted, accordingly, after reference to distance from the contaminating source. The air velocity at the extraction fan, for example, should be a minimum of 1-2 m/s (200-400 f/min.) for extraction of welding or brazing fumes generated 2 meters distant from the extraction point. Other mechanical considerations, producing performance deficits within the extraction apparatus, make it essential that theoretical air velocities are multiplied by factors of 10 or more when extraction systems are installed or used.</p>	Type of Contaminant:	Air Speed:	welding, brazing fumes (released at relatively low velocity into moderately still air)	0.5-1,0 m/s (100-200 f/min.)	Lower end of the range	Upper end of the range	1: Room air currents minimal or favourable to capture	1: Disturbing room air currents	2: Contaminants of low toxicity or of nuisance value only.	2: Contaminants of high toxicity	3: Intermittent, low production.	3: High production, heavy use	4: Large hood or large air mass in motion	4: Small hood-local control only
Type of Contaminant:	Air Speed:														
welding, brazing fumes (released at relatively low velocity into moderately still air)	0.5-1,0 m/s (100-200 f/min.)														
Lower end of the range	Upper end of the range														
1: Room air currents minimal or favourable to capture	1: Disturbing room air currents														
2: Contaminants of low toxicity or of nuisance value only.	2: Contaminants of high toxicity														
3: Intermittent, low production.	3: High production, heavy use														
4: Large hood or large air mass in motion	4: Small hood-local control only														
<p>Individual protection measures, such as personal protective equipment</p>															
<p>Eye and face protection</p>	<ul style="list-style-type: none"> ▶ Goggles or other suitable eye protection shall be used during all gas welding or oxygen cutting operations. Spectacles without side shields, with suitable filter lenses are permitted for use during gas welding operations on light work, for torch brazing or for inspection. ▶ For most open welding/brazing operations, goggles, even with appropriate filters, will not afford sufficient facial protection for operators. Where possible use welding helmets or handshields corresponding to EN 175, ANSI Z49:12005, AS 1336 and AS 1338 which provide the maximum possible facial protection from flying particles and fragments. [WRIA-WTIA Technical Note 7] ▶ An approved face shield or welding helmet can also have filters for optical radiation protection, and offer additional protection 														

Lead-Free Solder Wire, SAC305, CX18, No Clean

	<p>against debris and sparks.</p> <ul style="list-style-type: none"> ▶ UV blocking protective spectacles with side shields or welding goggles are considered primary protection, with the face shield or welding helmet considered secondary protection. ▶ The optical filter in welding goggles, face mask or helmet must be a type which is suitable for the sort of work being done. A filter suitable for gas welding, for instance, should not be used for arc welding. ▶ Face masks which are self dimming are available for arc welding, MIG, TIG and plasma cutting, and allow better vision before the arc is struck and after it is extinguished. <p>Welding helmet with suitable filter. Welding hand shield with suitable filter.</p>
Skin protection	See Hand protection below
Hands/feet protection	<ul style="list-style-type: none"> ▶ Welding gloves conforming to Standards such as EN 12477:2001, ANSI Z49.1, AS/NZS 2161:2008 produced from leather, rubber, treated cotton, or aluminised ▶ These gloves protect against mechanical risk caused by abrasion, blade cut, tear and puncture ▶ Other gloves which protect against thermal risks (heat and fire) might also be considered - these comply with different standards to those mentioned above. ▶ One pair of gloves may not be suitable for all processes. For example, gloves that are suitable for low current Gas Tungsten Arc Welding (GTAW) (thin and flexible) would not be proper for high-current Air Carbon Arc Cutting (CAC-A) (insulated, tough, and durable) <p>Welding Gloves Safety footwear</p>
Body protection	See Other protection below
Other protection	<p>Before starting; consider that protection should be provided for all personnel within 10 metres of any open arc welding operation. Welding sites must be adequately shielded with screens of non flammable materials. Screens should permit ventilation at floor and ceiling levels.</p> <ul style="list-style-type: none"> · During repair or maintenance activities the potential exists for exposures to toxic metal particulate in excess of the occupational standards. Under these circumstances, protecting workers can require the use of specific work practices or procedures involving the combined use of ventilation, wet and vacuum cleaning methods, respiratory protection, decontamination, special protective clothing, and when necessary, restricted work zones. · Protective over-garments or work clothing must be worn by persons who may become contaminated with particulate during activities such as machining, furnace rebuilding, air cleaning equipment filter changes, maintenance, furnace tending, etc. Contaminated work clothing and over-garments must be managed in a controlled manner to prevent secondary exposure to workers of third parties, to prevent the spread of particulate to other areas, and to prevent particulate from being taken home by workers. · Personnel who handle and work with <u>molten metal</u> should utilise primary protective clothing like polycarbonate face shields, fire resistant tapper's jackets, neck shades (snoods), leggings, spats and similar equipment to prevent burn injuries. In addition to primary protection, secondary or day-to-day work clothing that is fire resistant and sheds metal splash is recommended for use with molten metal. Synthetic materials should never be worn even as secondary clothing (undergarments). Aprons, sleeves, shoulder covers, leggings or spats of pliable flame resistant leather or other suitable materials may also be required in positions where these areas of the body will encounter hot metal.

Respiratory protection

Type A-P Filter of sufficient capacity. (AS/NZS 1716 & 1715, EN 143:2000 & 149:2001, ANSI Z88 or national equivalent)

Where the concentration of gas/particulates in the breathing zone, approaches or exceeds the "Exposure Standard" (or ES), respiratory protection is required.

Degree of protection varies with both face-piece and Class of filter; the nature of protection varies with Type of filter.

Required Minimum Protection Factor	Half-Face Respirator	Full-Face Respirator	Powered Air Respirator
up to 10 x ES	A-AUS P2	-	A-PAPR-AUS / Class 1 P2
up to 50 x ES	-	A-AUS / Class 1 P2	-
up to 100 x ES	-	A-2 P2	A-PAPR-2 P2 ^

^ - Full-face

A(All classes) = Organic vapours, B AUS or B1 = Acid gasses, B2 = Acid gas or hydrogen cyanide(HCN), B3 = Acid gas or hydrogen cyanide(HCN), E = Sulfur dioxide(SO₂), G = Agricultural chemicals, K = Ammonia(NH₃), Hg = Mercury, NO = Oxides of nitrogen, MB = Methyl bromide, AX = Low boiling point organic compounds(below 65 degC)

SECTION 9 Physical and chemical properties

Information on basic physical and chemical properties

Appearance	<p>Cored solid wire. Massive form of the metal. Massive or bulk metals (as opposed to dispersed or divided metals) are characterised by having a well-ordered infinite lattice of metal atoms. Massive metals exist in various forms, including sheets, rods, ingots, foils, pellets, wire or on occasion, dusts.</p>		
Physical state	Manufactured	Relative density (Water = 1)	Not Available

Continued...

Lead-Free Solder Wire, SAC305, CX18, No Clean

Odour	Not Available	Partition coefficient n-octanol / water	Not Available
Odour threshold	Not Available	Auto-ignition temperature (°C)	Not Available
pH (as supplied)	Not Available	Decomposition temperature (°C)	Not Available
Melting point / freezing point (°C)	Not Available	Viscosity (cSt)	Not Available
Initial boiling point and boiling range (°C)	Not Available	Molecular weight (g/mol)	Not Applicable
Flash point (°C)	Not Available	Taste	Not Available
Evaporation rate	Not Available	Explosive properties	Not Available
Flammability	Not Available	Oxidising properties	Not Available
Upper Explosive Limit (%)	Not Available	Surface Tension (dyn/cm or mN/m)	Not Applicable
Lower Explosive Limit (%)	Not Available	Volatile Component (%vol)	Not Available
Vapour pressure (kPa)	Not Available	Gas group	Not Available
Solubility in water	Not Available	pH as a solution (1%)	Not Available
Vapour density (Air = 1)	Not Available	VOC g/L	Not Available

SECTION 10 Stability and reactivity

Reactivity	See section 7
Chemical stability	<ul style="list-style-type: none"> ▸ Unstable in the presence of incompatible materials. ▸ Product is considered stable. ▸ Hazardous polymerisation will not occur.
Possibility of hazardous reactions	See section 7
Conditions to avoid	See section 7
Incompatible materials	See section 7
Hazardous decomposition products	See section 5

SECTION 11 Toxicological information

Information on toxicological effects

Inhaled	<p>The inhalation of small particles of metal oxide results in sudden thirst, a sweet, metallic foul taste, throat irritation, cough, dry mucous membranes, tiredness and general unwellness. Headache, nausea and vomiting, fever or chills, restlessness, sweating, diarrhoea, excessive urination and prostration may also occur.</p> <p>Component metals which form part of massive metals and their alloys are "locked" into a metal lattice, and as a result they are not easily absorbed following inhalation.</p> <p>Secondary processes (for example, a change in pH or the action of bacteria in the gut) may allow certain substances to be released in low concentrations.</p> <p>Fumes evolved during welding operations may be irritating to the upper-respiratory tract and may be harmful if inhaled.</p>
Ingestion	<p>Overexposure is unlikely in this form.</p> <p>Metals which form part of massive metals and their alloys, are "locked" into a metal lattice; as a result they are not readily bioavailable following ingestion.</p> <p>Secondary processes (e.g. change in pH or intervention by gastrointestinal microorganisms) may allow certain substances to be released in low concentrations.</p>
Skin Contact	<p>The material is not thought to produce adverse health effects or skin irritation following contact (as classified by EC Directives using animal models). Nevertheless, good hygiene practice requires that exposure be kept to a minimum and that suitable gloves be used in an occupational setting.</p> <p>Skin contact does not normally present a hazard, though it is always possible that occasionally individuals may be found who react to substances usually regarded as inert.</p>
Eye	<p>Contact with the eye by metal dusts may cause scratching on the cornea and other injuries, which are usually minor. However, foreign body penetration of the eyeball may cause infection or result in permanent loss of vision.</p> <p>High-speed machines (such as drills and saws) can produce white-hot particles of metal that resemble sparks. Any of these white-hot particles can enter the unprotected eye, and become embedded deep within it. Foreign bodies that penetrate the inside of the eye can cause infection (endophthalmitis).</p> <p>During the first hours after injury, symptoms of foreign bodies within the eye may be similar to those of scratching of the cornea. However, people with foreign bodies within the eye may also have a noticeable loss of vision. Fluid may leak from the eye, although this may not be noticeable if the foreign body is small. Pain may also increase after the first few hours.</p>

Lead-Free Solder Wire, SAC305, CX18, No Clean

	Although the material is not thought to be an irritant (as classified by EC Directives), direct contact with the eye may cause transient discomfort characterised by tearing or conjunctival redness (as with windburn). Slight abrasive damage may also result.
Chronic	<p>Principal route of exposure is inhalation of welding fumes from electrodes and workpiece. Reaction products arising from electrode core and flux appear as welding fume depending on welding conditions, relative volatilities of metal oxides and any coatings on the workpiece. Studies of lung cancer among welders indicate that they may experience a 30-40% increased risk compared to the general population. Since smoking and exposure to other cancer-causing agents, such as asbestos fibre, may influence these results, it is not clear whether welding, in fact, represents a significant lung cancer risk. Whilst mild steel welding represents little risk, the stainless steel welder, exposed to chromium and nickel fume, may be at risk and it is this factor which may account for the overall increase in lung cancer incidence among welders. Cold isolated electrodes are relatively harmless. Metal oxides generated by industrial processes such as welding may cause a number of potential health problems. Particles smaller than 5 microns in diameter (which may be breathed in) may cause reduction in lung function. Particles of less than 1.5 microns can be trapped in the lungs, and, depending on the nature of the particle, may cause further serious health consequences.</p> <p>Exposure to fume containing high concentrations of water-soluble chromium (VI) during the welding of stainless steels in confined spaces has been reported to result in chronic chrome intoxication, dermatitis and asthma. Certain insoluble chromium (VI) compounds have been named as carcinogens (by the ACGIH) in other work environments. Chromium may also appear in welding fumes as Cr₂O₃ or double oxides with iron. These chromium (III) compounds are generally biologically inert. Welding fume with high levels of ferrous materials may lead to particle deposition in the lungs (siderosis) after long exposure. This clears up when exposure stops. Chronic exposure to iron dusts may lead to eye disorders.</p> <p>Silica and silicates in welding fumes are non-crystalline and believed to be non-harmful.</p> <p>Other welding process exposures can arise from radiant energy UV flash burns, thermal burns or electric shock</p> <p>The welding arc emits ultraviolet radiation at wavelengths that have the potential to produce skin tumours in animals and in over-exposed individuals, however, no confirmatory studies of this effect in welders have been reported.</p>

Lead-Free Solder Wire, SAC305, CX18, No Clean	TOXICITY	IRRITATION
		Not Available
tin	TOXICITY	IRRITATION
	dermal (rat) LD50: >2000 mg/kg ^[1]	Eye: no adverse effect observed (not irritating) ^[1]
	Inhalation (Rat) LC50: >4.75 mg/14h ^[1]	Skin: no adverse effect observed (not irritating) ^[1]
Oral (Rat) LD50: >2000 mg/kg ^[1]		
silver	TOXICITY	IRRITATION
	dermal (rat) LD50: >2000 mg/kg ^[1]	Eye: no adverse effect observed (not irritating) ^[1]
	Inhalation (Rat) LC50: >5.16 mg/14h ^[1]	Skin: no adverse effect observed (not irritating) ^[1]
Oral (Rat) LD50: >2000 mg/kg ^[2]		
copper	TOXICITY	IRRITATION
	dermal (rat) LD50: >2000 mg/kg ^[1]	Eye: no adverse effect observed (not irritating) ^[1]
	Inhalation (Rat) LC50: 0.733 mg/14h ^[1]	Skin: no adverse effect observed (not irritating) ^[1]
Oral (Mouse) LD50; 0.7 mg/kg ^[2]		
tin fume	TOXICITY	IRRITATION
	dermal (rat) LD50: >2000 mg/kg ^[1]	Eye: no adverse effect observed (not irritating) ^[1]
	Inhalation (Rat) LC50: >4.75 mg/14h ^[1]	Skin: no adverse effect observed (not irritating) ^[1]
Oral (Rat) LD50: >2000 mg/kg ^[1]		
copper fume	TOXICITY	IRRITATION
	dermal (rat) LD50: >2000 mg/kg ^[1]	Eye: no adverse effect observed (not irritating) ^[1]
	Inhalation (Rat) LC50: 0.733 mg/14h ^[1]	Skin: no adverse effect observed (not irritating) ^[1]
Oral (Mouse) LD50; 0.7 mg/kg ^[2]		

Legend: 1. Value obtained from Europe ECHA Registered Substances - Acute toxicity 2. Value obtained from manufacturer's SDS. Unless otherwise specified data extracted from RTECS - Register of Toxic Effect of chemical Substances

COPPER	<p>WARNING: Inhalation of high concentrations of copper fume may cause "metal fume fever", an acute industrial disease of short duration. Symptoms are tiredness, influenza like respiratory tract irritation with fever.</p> <p>The following information refers to contact allergens as a group and may not be specific to this product. Contact allergies quickly manifest themselves as contact eczema, more rarely as urticaria or Quincke's oedema. The</p>
---------------	---

Lead-Free Solder Wire, SAC305, CX18, No Clean

pathogenesis of contact eczema involves a cell-mediated (T lymphocytes) immune reaction of the delayed type. Other allergic skin reactions, e.g. contact urticaria, involve antibody-mediated immune reactions. The significance of the contact allergen is not simply determined by its sensitisation potential: the distribution of the substance and the opportunities for contact with it are equally important. A weakly sensitising substance which is widely distributed can be a more important allergen than one with stronger sensitising potential with which few individuals come into contact. From a clinical point of view, substances are noteworthy if they produce an allergic test reaction in more than 1% of the persons tested.

for copper and its compounds (typically copper chloride):

Acute toxicity: There are no reliable acute oral toxicity results available. In an acute dermal toxicity study (OECD TG 402), one group of 5 male rats and 5 groups of 5 female rats received doses of 1000, 1500 and 2000 mg/kg bw via dermal application for 24 hours. The LD50 values of copper monochloride were 2,000 mg/kg bw or greater for male (no deaths observed) and 1,224 mg/kg bw for female. Four females died at both 1500 and 2000 mg/kg bw, and one at 1,000 mg/kg bw. Symptom of the hardness of skin, an exudation of hardness site, the formation of scar and reddish changes were observed on application sites in all treated animals. Skin inflammation and injury were also noted. In addition, a reddish or black urine was observed in females at 2,000, 1,500 and 1,000 mg/kg bw. Female rats appeared to be more sensitive than male based on mortality and clinical signs. No reliable skin/eye irritation studies were available. The acute dermal study with copper monochloride suggests that it has a potential to cause skin irritation.

Repeat dose toxicity: In repeated dose toxicity study performed according to OECD TG 422, copper monochloride was given orally (gavage) to Sprague-Dawley rats for 30 days to males and for 39 - 51 days to females at concentrations of 0, 1.3, 5.0, 20, and 80 mg/kg bw/day. The NOAEL value was 5 and 1.3 mg/kg bw/day for male and female rats, respectively. No deaths were observed in male rats. One treatment-related death was observed in female rats in the high dose group. Erythropoietic toxicity (anaemia) was seen in both sexes at the 80 mg/kg bw/day. The frequency of squamous cell hyperplasia of the forestomach was increased in a dose-dependent manner in male and female rats at all treatment groups, and was statistically significant in males at doses of =20 mg/kg bw/day and in females at doses of =5 mg/kg bw/day doses. The observed effects are considered to be local, non-systemic effect on the forestomach which result from oral (gavage) administration of copper monochloride.

Genotoxicity: An in vitro genotoxicity study with copper monochloride showed negative results in a bacterial reverse mutation test with Salmonella typhimurium strains (TA 98, TA 100, TA 1535, and TA 1537) with and without S9 mix at concentrations of up to 1,000 ug/plate. An in vitro test for chromosome aberration in Chinese hamster lung (CHL) cells showed that copper monochloride induced structural and numerical aberrations at the concentration of 50, 70 and 100 ug/mL without S9 mix. In the presence of the metabolic activation system, significant increases of structural aberrations were observed at 50 and 70 ug/mL and significant increases of numerical aberrations were observed at 70 ug/mL. In an in vivo mammalian erythrocyte micronucleus assay, all animals dosed (15 - 60 mg/kg bw) with copper monochloride exhibited similar PCE/(PCE+NCE) ratios and MNPCE frequencies compared to those of the negative control animals. Therefore copper monochloride is not an in vivo mutagen.

Carcinogenicity: there was insufficient information to evaluate the carcinogenic activity of copper monochloride.

Reproductive and developmental toxicity: In the combined repeated dose toxicity study with the reproduction/developmental toxicity screening test (OECD TG 422), copper monochloride was given orally (gavage) to Sprague-Dawley rats for 30 days to males and for 39-51 days to females at concentrations of 0, 1.3, 5.0, 20, and 80 mg/kg bw/day. The NOAEL of copper monochloride for fertility toxicity was 80 mg/kg bw/day for the parental animals. No treatment-related effects were observed on the reproductive organs and the fertility parameters assessed. For developmental toxicity the NOAEL was 20 mg/kg bw/day. Three of 120 pups appeared to have icterus at birth; 4 of 120 pups appeared runted at the highest dose tested (80 mg/kg bw/day).

TIN & TIN FUME No significant acute toxicological data identified in literature search.

Acute Toxicity	✓	Carcinogenicity	✗
Skin Irritation/Corrosion	✗	Reproductivity	✗
Serious Eye Damage/Irritation	✗	STOT - Single Exposure	✗
Respiratory or Skin sensitisation	✗	STOT - Repeated Exposure	✗
Mutagenicity	✗	Aspiration Hazard	✗

Legend: ✗ – Data either not available or does not fill the criteria for classification
 ✓ – Data available to make classification

SECTION 12 Ecological information

Toxicity

Lead-Free Solder Wire, SAC305, CX18, No Clean	Endpoint	Test Duration (hr)	Species	Value	Source
	Not Available	Not Available	Not Available	Not Available	Not Available

tin	Endpoint	Test Duration (hr)	Species	Value	Source
	EC50	72h	Algae or other aquatic plants	>0.019mg/L	2
	NOEC(ECx)	168h	Crustacea	<0.005mg/L	2
	LC50	96h	Fish	>0.012mg/L	2

Lead-Free Solder Wire, SAC305, CX18, No Clean

	Endpoint	Test Duration (hr)	Species	Value	Source
silver	EC50	48h	Crustacea	0.0001-0.0013mg/l	4
	EC50	96h	Algae or other aquatic plants	0.002mg/L	4
	EC50	72h	Algae or other aquatic plants	<0.001mg/L	2
	NOEC(ECx)	24h	Crustacea	0.000006-0.0136mg/l	4
	LC50	96h	Fish	0.001mg/L	2
copper	EC50	48h	Crustacea	0.0006-0.0017mg/l	4
	EC50	96h	Algae or other aquatic plants	0.03-0.058mg/l	4
	EC50	72h	Algae or other aquatic plants	0.011-0.017mg/L	4
	NOEC(ECx)	48h	Fish	0.00009mg/l	4
	LC50	96h	Fish	0.003mg/L	2
tin fume	EC50	72h	Algae or other aquatic plants	>0.019mg/L	2
	NOEC(ECx)	168h	Crustacea	<0.005mg/L	2
	LC50	96h	Fish	>0.012mg/L	2
copper fume	EC50	48h	Crustacea	0.0006-0.0017mg/l	4
	EC50	96h	Algae or other aquatic plants	0.03-0.058mg/l	4
	EC50	72h	Algae or other aquatic plants	0.011-0.017mg/L	4
	NOEC(ECx)	48h	Fish	0.00009mg/l	4
	LC50	96h	Fish	0.003mg/L	2
Legend:	Extracted from 1. IUCLID Toxicity Data 2. Europe ECHA Registered Substances - Ecotoxicological Information - Aquatic Toxicity 4. US EPA, Ecotox database - Aquatic Toxicity Data 5. ECETOC Aquatic Hazard Assessment Data 6. NITE (Japan) - Bioconcentration Data 7. METI (Japan) - Bioconcentration Data 8. Vendor Data				

DO NOT discharge into sewer or waterways.

Very toxic to aquatic organisms.

Persistence and degradability

Ingredient	Persistence: Water/Soil	Persistence: Air
	No Data available for all ingredients	No Data available for all ingredients

Bioaccumulative potential

Ingredient	Bioaccumulation
	No Data available for all ingredients

Mobility in soil

Ingredient	Mobility
	No Data available for all ingredients

SECTION 13 Disposal considerations

Waste treatment methods

Product / Packaging disposal	<ul style="list-style-type: none"> Recycle wherever possible or consult manufacturer for recycling options. Consult State Land Waste Management Authority for disposal. <p>Metal scrap recycling operations present a wide variety of hazards, including health hazards associated with chemical exposures and safety hazards associated with material processing operations and the equipment used in these tasks. Many of these metals do not pose any hazard to people who handle objects containing the metal in everyday use. In cases where employees could be exposed to multiple hazardous metals or other hazardous substances at the same time or during the same workday, employers must consider the combined effects of the exposure in determining safe exposure levels.</p> <p>The recycling of scrap metals is associated with illness and injury. The most common causes of illness were poisoning (e.g., lead</p>
-------------------------------------	---

Continued...

Lead-Free Solder Wire, SAC305, CX18, No Clean

or cadmium poisoning), disorders associated with repeated trauma, skin diseases or disorders, and respiratory conditions due to inhalation of, or other contact with, toxic agents.

The most common events or exposures leading to these cases were contact with an object or piece of equipment; overextension; and exposure to a harmful substance. The most common types of these injuries were sprains and strains; heat burns; and cuts, lacerations, and punctures.

Any combustible material can burn rapidly when in a finely divided form. If such a dust is suspended in air in the right concentration, under certain conditions, it can become explosible. Even materials that do not burn in larger pieces (such as aluminum or iron), given the proper conditions, can be explosible in dust form. The force from such an explosion can cause employee deaths, injuries, and destruction of entire buildings.

Breaking apart large metal pieces may involve the use of gas cutting torch. Classic cutting torches use gas, while other torches use plasma or powder, or even water. Thermal (gas) torches expose employees to sprays of sparks and metal dust particles, to high temperatures, to bright light that could damage eyes (light both inside and outside of the visible spectrum), and to various gases.

Materials that require higher temperatures to cut, such as pig iron and heat-resistant alloyed scrap, or materials that conduct heat too well to be cut with thermal torches, such as copper and bronze, may be cut with non-thermal methods such as plasma torches or powder cutting torches.

Plasma torches are often used for superconductors of heat or heat-resistant metals, such as alloy steels containing nickel and/or chromium. Plasma torches generate a large amount of smoke and noise, as well as ultraviolet (UV) and infrared (IR) light.

Depending on the metal, this smoke could contain toxic fumes or dusts.

Other hazards common to cutting operations (as well as to welding and brazing) include burns, fires, explosions, electric shock, and heat stress. Even chemicals that are generally not flammable may burn readily when vapourised.

Larger scrap metal objects are often broken apart using stationary shears, such as alligator shears used to cut apart short steel for foundries or to cut nonferrous metals. These machines can send small pieces of metal flying.

Many scrap metal recycling operations heat scrap pieces to high temperatures to separate different metal components, increase the purity of scrap, bake out non-metal substances, burn off contaminants, remove insulation from wire, or otherwise process the metal scrap. This may be done using furnaces or ovens that use fuel or electrical heating sources. Furnaces generate smoke, dust, and metal fumes, depending on temperature and content. Combustion by-products may include sulfur and nitrogen oxides, and carbon monoxide and carbon dioxide. Organic compounds may be emitted as heating vapourises oil and grease on scraps. In addition, heating or burning of certain plastics (such as plastic-coated wiring) may release phosgene or other hazardous substances. Emissions from fluxing typically include chlorides and fluorides. The highest concentrations of fugitive emissions (i.e., gases and vapours that escape from equipment) occur when the lids and doors of a furnace are opened during charging, alloying, and other operations.

Chemical processes are also used in a wide range of metal scrap recycling industries as a means to separate scrap into its component metals, to clean scrap metal prior to using physical processes, to remove contaminants (such as paint) from scrap material, or to extract selected metals from a batch of scrap containing many metal types. Chemical processes may include high-temperature chlorination, electrorefining, plating, leaching, chemical separation, dissolution, reduction, or galvanizing. The most probable emissions from these processes include metal fumes and vapours, organic vapours, and acid gases. Other potential hazards may include high amounts of heat, splashing of caustic or other-wise hazardous chemicals, or combustion hazards.

The recycling of scrap metals or metals found in e-waste (such as printed circuit boards) may present a significant environmental and human health risk. These may contain heavy metals such as cadmium, cobalt, chrome, copper, nickel, lead and zinc. Roads and premises of nearby public facilities such as a school-yard and outdoor food market have been shown to be adversely impacted by the uncontrolled recycling activity. Heavy metal concentrations, especially lead and copper, in workshop and road dusts were found to be severely enriched, posing potential health risks, especially to children.

Ensure that the hazardous substance is disposed in accordance with the Hazardous Substances (Disposal) Notice 2017

Disposal Requirements

Packages that have been in direct contact with the hazardous substance must be only disposed if the hazardous substance was appropriately removed and cleaned out from the package. The package must be disposed according to the manufacturer's directions taking into account the material it is made of. Packages which hazardous content have been appropriately treated and removed may be recycled.

The hazardous substance must only be disposed if it has been treated by a method that changed the characteristics or composition of the substance and it is no longer hazardous.

Only dispose to the environment if a tolerable exposure limit has been set for the substance.

Only deposit the hazardous substance into or onto a landfill or sewage facility or incinerator, where the hazardous substance can be handled and treated appropriately.

SECTION 14 Transport information

Labels Required

Marine Pollutant	
HAZCHEM	Not Applicable

Land transport (ADG): NOT REGULATED FOR TRANSPORT OF DANGEROUS GOODS

Land transport (UN): NOT REGULATED FOR TRANSPORT OF DANGEROUS GOODS

Air transport (ICAO-IATA / DGR): NOT REGULATED FOR TRANSPORT OF DANGEROUS GOODS

Sea transport (IMDG-Code / GGVSee): NOT REGULATED FOR TRANSPORT OF DANGEROUS GOODS

14.7.1. Transport in bulk according to Annex II of MARPOL and the IBC code

Not Applicable

14.7.2. Transport in bulk in accordance with MARPOL Annex V and the IMSBC Code

Product name	Group
tin	Not Available
silver	Not Available
copper	Not Available
tin fume	Not Available
copper fume	Not Available

14.7.3. Transport in bulk in accordance with the IGC Code

Product name	Ship Type
tin	Not Available
silver	Not Available
copper	Not Available
tin fume	Not Available
copper fume	Not Available

SECTION 15 Regulatory information

Safety, health and environmental regulations / legislation specific for the substance or mixture

This substance is to be managed using the conditions specified in an applicable Group Standard

HSR Number	Group Standard
HSR002612	Metal Industry Products Subsidiary Hazard Group Standard 2020

Please refer to Section 8 of the SDS for any applicable tolerable exposure limit or Section 12 for environmental exposure limit.

tin is found on the following regulatory lists

Australian Inventory of Industrial Chemicals (AIIC)

International WHO List of Proposed Occupational Exposure Limit (OEL) Values for Manufactured Nanomaterials (MNMS)

New Zealand Hazardous Substances and New Organisms (HSNO) Act - Classification of Chemicals

New Zealand Hazardous Substances and New Organisms (HSNO) Act - Classification of Chemicals - Classification Data

New Zealand Inventory of Chemicals (NZIoC)

New Zealand Land Transport Rule: Dangerous Goods 2005 - Schedule 1 Quantity limits for dangerous goods

New Zealand Workplace Exposure Standards (WES)

silver is found on the following regulatory lists

Australia Standard for the Uniform Scheduling of Medicines and Poisons (SUSMP) - Schedule 2

Australian Inventory of Industrial Chemicals (AIIC)

International WHO List of Proposed Occupational Exposure Limit (OEL) Values for Manufactured Nanomaterials (MNMS)

New Zealand Hazardous Substances and New Organisms (HSNO) Act - Classification of Chemicals

New Zealand Hazardous Substances and New Organisms (HSNO) Act - Classification of Chemicals - Classification Data

New Zealand Inventory of Chemicals (NZIoC)

New Zealand Workplace Exposure Standards (WES)

copper is found on the following regulatory lists

Australia Hazardous Chemical Information System (HCIS) - Hazardous Chemicals

Australia Standard for the Uniform Scheduling of Medicines and Poisons (SUSMP) - Schedule 4

Australia Standard for the Uniform Scheduling of Medicines and Poisons (SUSMP) - Schedule 5

Australia Standard for the Uniform Scheduling of Medicines and Poisons (SUSMP) - Schedule 6
 Australian Inventory of Industrial Chemicals (AIIC)
 International WHO List of Proposed Occupational Exposure Limit (OEL) Values for Manufactured Nanomaterials (MNMS)
 New Zealand Approved Hazardous Substances with controls
 New Zealand Hazardous Substances and New Organisms (HSNO) Act - Classification of Chemicals
 New Zealand Hazardous Substances and New Organisms (HSNO) Act - Classification of Chemicals - Classification Data
 New Zealand Inventory of Chemicals (NZIoC)
 New Zealand Land Transport Rule: Dangerous Goods 2005 - Schedule 1 Quantity limits for dangerous goods
 New Zealand Workplace Exposure Standards (WES)

tin fume is found on the following regulatory lists

Australian Inventory of Industrial Chemicals (AIIC)
 International WHO List of Proposed Occupational Exposure Limit (OEL) Values for Manufactured Nanomaterials (MNMS)
 New Zealand Hazardous Substances and New Organisms (HSNO) Act - Classification of Chemicals
 New Zealand Hazardous Substances and New Organisms (HSNO) Act - Classification of Chemicals - Classification Data
 New Zealand Inventory of Chemicals (NZIoC)
 New Zealand Workplace Exposure Standards (WES)

copper fume is found on the following regulatory lists

Australia Hazardous Chemical Information System (HCIS) - Hazardous Chemicals
 Australia Standard for the Uniform Scheduling of Medicines and Poisons (SUSMP) - Schedule 4
 Australia Standard for the Uniform Scheduling of Medicines and Poisons (SUSMP) - Schedule 5
 Australia Standard for the Uniform Scheduling of Medicines and Poisons (SUSMP) - Schedule 6
 Australian Inventory of Industrial Chemicals (AIIC)
 International WHO List of Proposed Occupational Exposure Limit (OEL) Values for Manufactured Nanomaterials (MNMS)
 New Zealand Approved Hazardous Substances with controls
 New Zealand Hazardous Substances and New Organisms (HSNO) Act - Classification of Chemicals
 New Zealand Hazardous Substances and New Organisms (HSNO) Act - Classification of Chemicals - Classification Data
 New Zealand Inventory of Chemicals (NZIoC)
 New Zealand Workplace Exposure Standards (WES)

Additional Regulatory Information

Not Applicable

Hazardous Substance Location

Subject to the Health and Safety at Work (Hazardous Substances) Regulations 2017.

Hazard Class	Quantities
Not Applicable	Not Applicable

Certified Handler

Subject to Part 4 of the Health and Safety at Work (Hazardous Substances) Regulations 2017.

Class of substance	Quantities
Not Applicable	Not Applicable

Refer Group Standards for further information

Maximum quantities of certain hazardous substances permitted on passenger service vehicles

Subject to Regulation 13.14 of the Health and Safety at Work (Hazardous Substances) Regulations 2017.

Hazard Class	Gas (aggregate water capacity in mL)	Liquid (L)	Solid (kg)	Maximum quantity per package for each classification
Not Applicable	Not Applicable	Not Applicable	Not Applicable	Not Applicable

Tracking Requirements

Not Applicable

National Inventory Status

National Inventory	Status
Australia - AIIC / Australia	Yes

National Inventory	Status
Non-Industrial Use	
Canada - DSL	Yes
Canada - NDSL	No (tin; silver; copper; tin fume; copper fume)
China - IECSC	Yes
Europe - EINEC / ELINCS / NLP	Yes
Japan - ENCS	No (tin; silver; copper; tin fume; copper fume)
Korea - KECI	Yes
New Zealand - NZIoC	Yes
Philippines - PICCS	Yes
USA - TSCA	Yes
Taiwan - TCSI	Yes
Mexico - INSQ	Yes
Vietnam - NCI	Yes
Russia - FBEPH	Yes
Legend:	<p>Yes = All CAS declared ingredients are on the inventory</p> <p>No = One or more of the CAS listed ingredients are not on the inventory. These ingredients may be exempt or will require registration.</p>

SECTION 16 Other information

Revision Date	12/03/2024
Initial Date	05/03/2024

Other information

Classification of the preparation and its individual components has drawn on official and authoritative sources as well as independent review by the Chemwatch Classification committee using available literature references.

The SDS is a Hazard Communication tool and should be used to assist in the Risk Assessment. Many factors determine whether the reported Hazards are Risks in the workplace or other settings. Risks may be determined by reference to Exposures Scenarios. Scale of use, frequency of use and current or available engineering controls must be considered.